

Mobile Device Printing

1. Download the appropriate PrinterOn app for your device below.







[Download iOS App](#)



[Download Android App](#)

2. If you are not on campus or connected to the UTexas Wifi, connect to the [UT VPN](#) to access our network.

3. Use the QR Scanning App on your mobile device to scan the Printer QR Code. This will setup your "Follow-You-Queues" automatically. Once installed, make each printer a favorite in the PrinterOn app by clicking on the star, and save.

			
Follow-You-Printing-85X11-BW	Follow-You-Printing-11X17-BW	Follow-You-Printing-11X17-COLOR	Follow-You-Printing-85X11-COLOR

4. Chose what to print from many online sources, or from a file on your mobile device