



AGU Bright STaRS

# **How To Rock Your Science Conferences**

Jennifer Peña

# Overview

- What is AGU24?
- Preparing Before the Conference
- The Day Before Your Presentation
- Presentation Tips
- What Should I Wear?
- How Do I Make My Schedule?
- Example Schedule for AGU24

# What is AGU24?

AGU24 is the American Geophysical Union's annual meeting. It is the **largest gathering of Earth and space scientists**, with 25,000+ attendees from 100+ countries coming together to share research and connect with colleagues. Scientists, educators, policymakers, journalists and communicators attend AGU24 to:

- Better understand our planet and environment
- Open pathways to discovery
- Lead in the awareness & addressing climate change
- Promote collaborations that lead to solutions
- Open the fields and professions of science to a whole new age of students

# Preparing Before the Conference

**Make Sure  
You Are  
Registered!**

**Make Sure  
Your  
Chaperone Is  
Registered!**

**Make Sure  
Your Poster  
Is Ready!**

# Preparing Before the Conference

**Make Sure  
You Are  
Registered!**

This only takes a few minutes, but it's a step that's **required** for you to attend.

You'll need:

- Signed permission slip/waiver by your parents/guardians
- Photo of your school ID
- Your abstract ID #

**You can register on AGU's website:**

<https://registration.agu.org/showagu241/flow/att>

# Preparing Before the Conference

**Make Sure  
Your  
Chaperone Is  
Registered!**

Supervisors **must** register for the conference.

## **K-12 Educators:**

- You can [register online](#) before the event.
- There is a \$55 USD charge with access to the entire conference

## **Other Chaperones (parents/guardians):**

- Register on-site at the Annual Meeting counter

***Don't forget your ID's!***

# Preparing Before the Conference

**Make Sure  
Your Poster  
Is Ready!**

Look over your poster with your research supervisor and make sure:

1. There are no typos
2. The title, your name, and any acknowledgements are on the poster
3. You understand the content on your poster & can talk at length about your results/conclusion

**Reminder:** You'll need to **print out your poster before you arrive**. We ask that everyone also upload their poster to the [iPoster platform](#) (this will open in late November)

# The Day Before Your Presentation

● Practice ●

● Practice ●

● Practice! ●



# The Day Before Your Presentation

Run through your full presentation a few times in front of different people (your research supervisor, chaperones, friends). **Make sure you present to at least one person who doesn't know about your research.** This way you'll get to see if you can really share your research in a clear, concise way to the general audience.

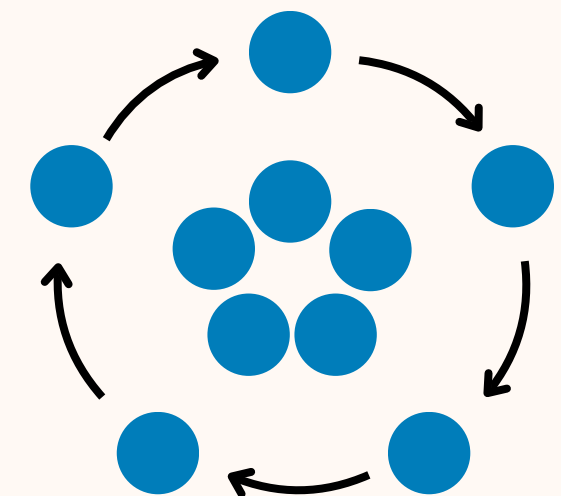
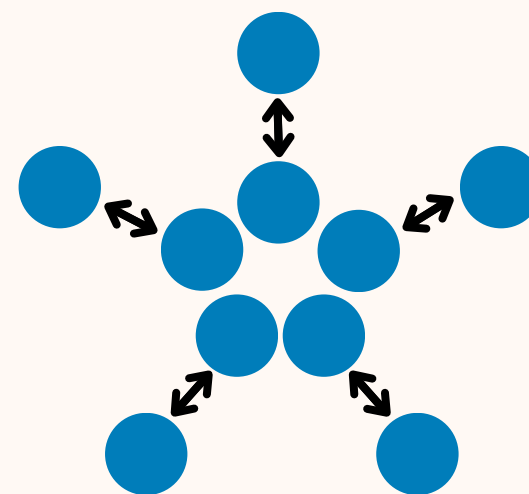
## Example Activities:

### For an individual

- Practice in front of a mirror to see your own body language
- Record yourself and listen back to it, this way you can hear what you excel at and what you may need to adjust

### For a group

- Presentation Circle: Make two circles, one small and one large. The person on the inside and outside take turns presenting to each other. Then the outside person moves on to the person to their left. And the cycle continues!



# Presentation Tips

## **Greet Your Audience**

Smile & introduce yourself when people stop by!

## **Focus on the Message**

Highlight the important aspects of your research

## **Be Engaging**

Make eye contact with your audience, use your poster, have good body language

## **Have Fun!**


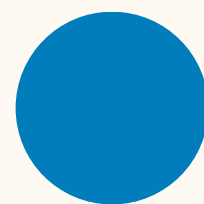

Take a deep breathe, relax, and remember, people want to see what you know!



# What Should I Wear?

Science conferences typically range from business professional to business casual attire. AGU24 welcomes earth science professionals from all over the world with a wide range of professions.

**This means, AGU's annual meeting tends to be a mix of both.**



# What Should I Wear?

## Outfit Do's

## Outfit Don'ts

### Top

Button up shirts,  
nice blouses,  
blazers



Tank tops,  
T-shirts,  
sheer blouses



### Bottoms

Dress pants,  
slacks,  
long skirts



Shorts, mini skirts,  
jeans with holes in  
them



### Shoes

Nice, closed-toe  
shoes



Flip flops,  
pumps



***Bring an extra pair of comfortable shoes!***

# How Do I Make My Schedule?

Make the rest of your time at the conference worth it!

There are many different sessions and talks each day about a variety of topics that you can add to your own schedules.

## **Larger conferences tend to have:**

- Keys that show the assortment of broader topics
- Online schedule builders
- Oral Sessions & Poster Sessions
- Exhibit Halls, and so much more!

# How Do I Make My Schedule?

AGU24 allows you to make your own schedules [online](#)!

You can browse the full schedule by **Day** or **Topic Section**

## Presentation Style

 In-Person

 Online

 Live Streamed

 Recorded

Time for the session  
(in EST)

08:30 - 12:20

 ED41C Bright STaRS: Bright Students Training as Research Scientists Poster Session Poster

 Hall B-C (Poster Hall) (Convention Center)

Presentation Location




# Example AGU24 Schedule

To get an idea of what sessions would work best for high school students, an example schedule can be found [HERE](#).

Below is a look at Thursday's example schedule:

Thursday, December 12					
	ED41C - Bright STaRS: Bright Students Training as Research Scientists Poster Session Poster	8:30 AM	11:45 AM	Hall B-C (Poster Hall) (Convention Center)	<a href="https://agu.confex.com/agu/agu24/meetingapp.cgi/Session/223770">https://agu.confex.com/agu/agu24/meetingapp.cgi/Session/223770</a>
	Bright STaRS Lunch	11:45 AM	1:30 PM	Constitution AB (Grand Hyatt)	<a href="https://agu.confex.com/agu/agu24/meetingapp.cgi/Session/229961">https://agu.confex.com/agu/agu24/meetingapp.cgi/Session/229961</a>
Option 1	P43F - Concepts for Future Planetary Science Missions VI eLightning	2:10 PM	3:40 PM	eLightning Theater 5 (Convention Center)	<a href="https://agu.confex.com/agu/agu24/meetingapp.cgi/Session/232902">https://agu.confex.com/agu/agu24/meetingapp.cgi/Session/232902</a>
Option 2	How to Sketch Your Science			Treasury (Marriott Marquis)	<a href="https://agu.confex.com/agu/agu24/meetingapp.cgi/Session/241059">https://agu.confex.com/agu/agu24/meetingapp.cgi/Session/241059</a>
Option 3	SY43F - Indigenous Science to Action II Oral			Independence D (Marriott Marquis)	<a href="https://agu.confex.com/agu/agu24/meetingapp.cgi/Session/240439">https://agu.confex.com/agu/agu24/meetingapp.cgi/Session/240439</a>
Option 1	P44C - To the Moon: A New Era of Lunar Science—Exploration VII Oral	4:00 PM	5:30 PM	Liberty M (Marriott Marquis)	<a href="https://agu.confex.com/agu/agu24/meetingapp.cgi/Session/233170">https://agu.confex.com/agu/agu24/meetingapp.cgi/Session/233170</a>
Option 2	GH44A - Health, Pollution, Ecosystem, Resilience, and Environmental Justice Issues in the Energy Transition II Oral			University of DC & Catholic (Marriott Marquis)	<a href="https://agu.confex.com/agu/agu24/meetingapp.cgi/Session/240269">https://agu.confex.com/agu/agu24/meetingapp.cgi/Session/240269</a>
Option 3	A44E - City and Climate Extremes: Scientific and Community Perspectives I Oral			202 A (Convention Center)	<a href="https://agu.confex.com/agu/agu24/meetingapp.cgi/Session/239608">https://agu.confex.com/agu/agu24/meetingapp.cgi/Session/239608</a>



**Best of  
luck on your  
presentations!**



# Resources:

Registration for AGU24: <https://registration.agu.org/showagu241/flow/att>

AGU24 Online Schedule: <https://agu.confex.com/agu/agu24/meetingapp.cgi>

Example AGU24 Schedule:

<https://utexas.box.com/s/8zhex6ol07824b1mrwryyw75ubbgskfx>

Poster & Presentation Tips: <https://www.stemcell.com/efficient-research/scientific-poster-presentations>

